

InGaAs 75 μ m PD Module With Fiber

Model: AP-I0917P0075TO46-XX-XX



Features:

- Wide Dynamic Range
- High Sensitivity
- Low Dark Current
- Wide Temperature Range From -40°C to +85°C

Applications :

- Fiber Communication
- GSM/CDMA/PHS RF Transmit
- CATV Optical Receive

Product Specifications:

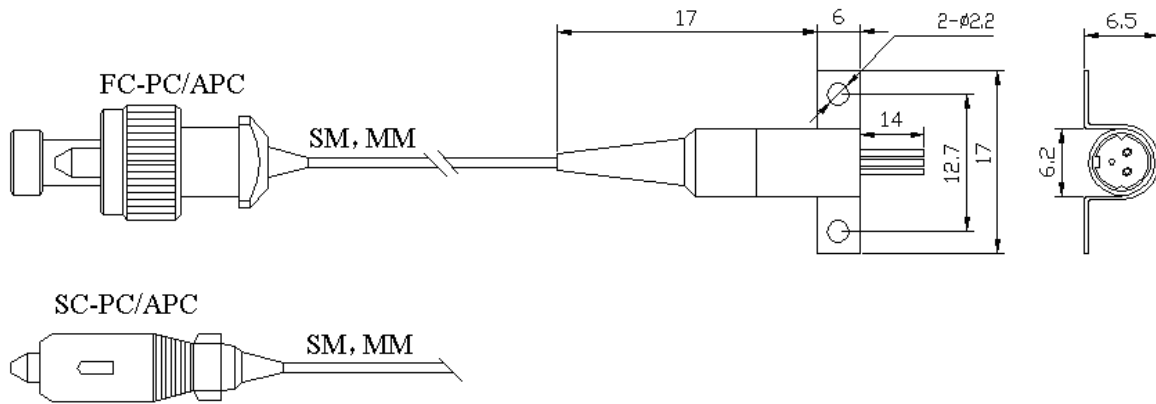
Absolute Maximum Ratings:

Parameter	Symbol	Condition	ratings	Unit
Storage Temperature	T _{stg}	—	-40~+85	°C
Operating Temperature	T _{op}	—	-40~+85	°C
Reverse Voltage	V _R		30	V
Forward Current	I _F		10	mA
Lead soldering Temperature	S _{temp}	—	260	°C
Lead soldering Time	S _{time}	—	10	Sec

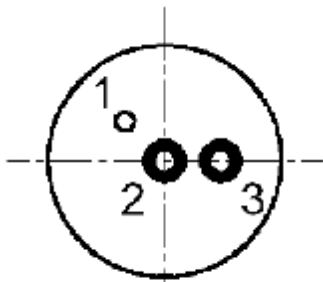
Electro-Optical Characteristics(Tc=+25°C):

Parameter	Symbol	Test Condition	Min	Typ	Max	Unit
Photosensitive Surface Diameter	ϕ	—	75			μ m
Response Wavelength Range	λ	—	900	—	1700	nm
Responsibility	R _{esp}	$\lambda = 1310\text{nm}$	0.85	—	—	A/W
		$\lambda = 1550\text{nm}$	0.85	—	—	A/W
Saturated Optical Power	P _s	V _R = 0 V	3	—	—	dBm
Dark Current	I _d	V _R = -5 V	—	—	1.0	nA
-3dBm Bandwidth	BW	R _L = 50 Ω	2	—	—	GHz
Capacitance	C _t	V _R = -5 V, f=1MHz	—	—	0.7	PF
Return loss	RL	—	—	—	-45	dB

Outline Drawings (in mm):



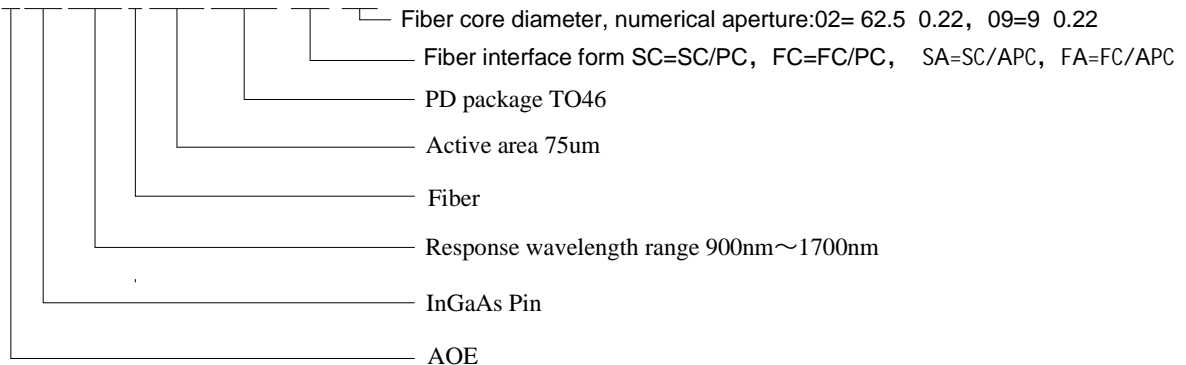
PIN Assignment (Bottom View) :



pin	function
1(case)	ground
2	PD(-)
3	PD(+)

Ordering Information:

AP-I0917P0075TO46-XX-XX





Precaution:

(1) The modules should be handled in the same manner as ordinary semiconductor device to prevent the electro-static damages. For safety keeping and carrying, the modules should be packaged with ESD proof material. To assemble the modules on PCB, the workbench, the soldering iron and the human body should be grounded.

(2) Please pay special attention to the atmosphere condition because the dew on the module may cause some electrical damages.

(3) Under such a strong vibration environment as in automobile, the performance and reliability are not guaranteed.

(4) please clean the surface of optical fiber before working.

(5) The minimum curvature radius of the fiber is 15mm